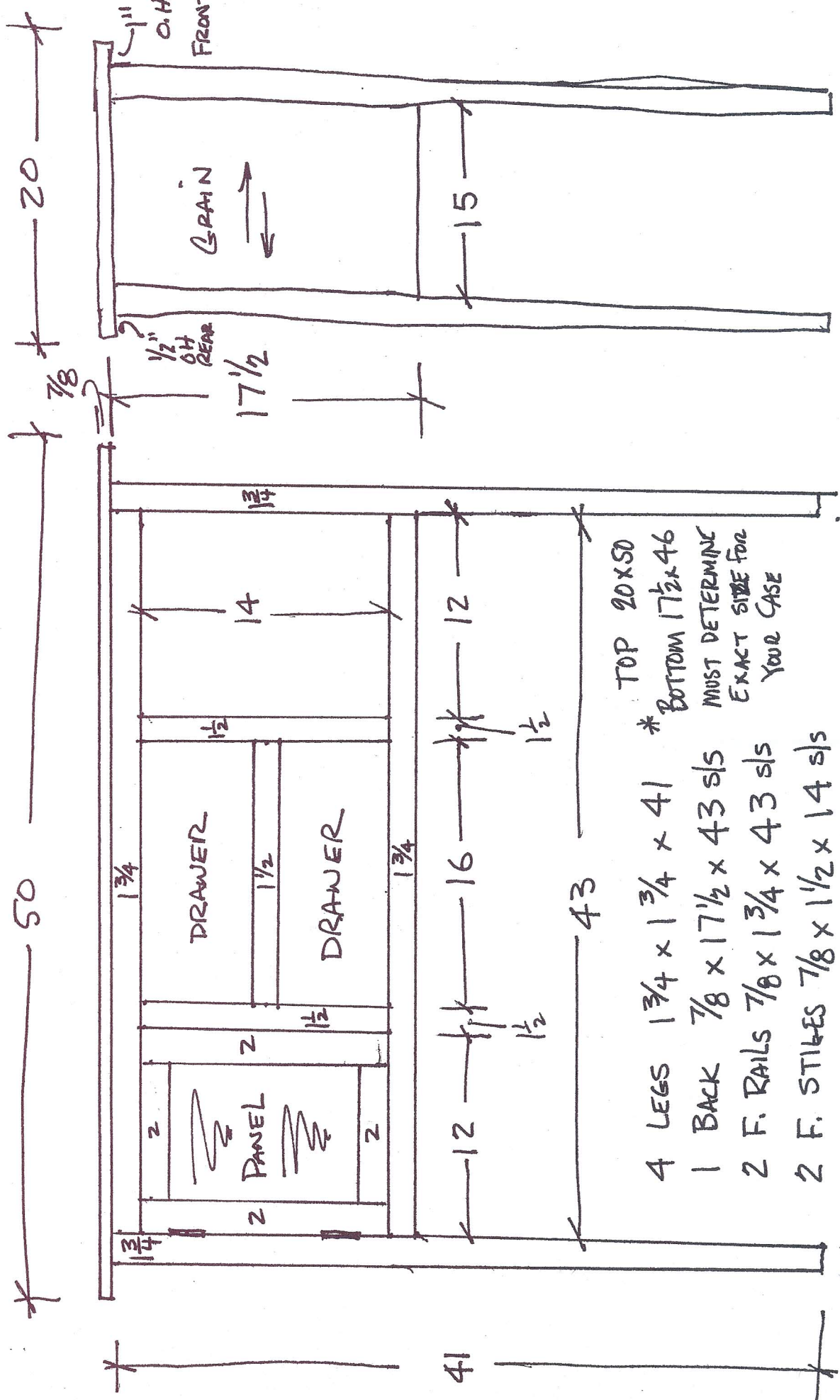


PIEDMONT SIDEBORD

(NOT TO SCALE)



TOP 20x50
 BOTTOM 17 1/2 x 46
 MUST DETERMINE
 EXACT SIZE FOR
 YOUR CASE


- 4 LEGS 1 3/4 x 1 3/4 x 41
- 1 BACK 7/8 x 17 1/2 x 43 s/s
- 2 F. RAILS 7/8 x 1 3/4 x 43 s/s
- 2 F. STILES 7/8 x 1 1/2 x 14 s/s
- 1 F. RAIL 7/8 x 1 1/2 x 16 s/s
- 2 ENDS 7/8 x 17 1/2 x 15 s/s
- 2 PARTITIONS 7/8 x 15 3/4 x 1 5/8 s/s

* DETERMINE EXACT SHOULDER
 * LENGTH ON YOUR CASE

PIEDMONT SIDEBORD

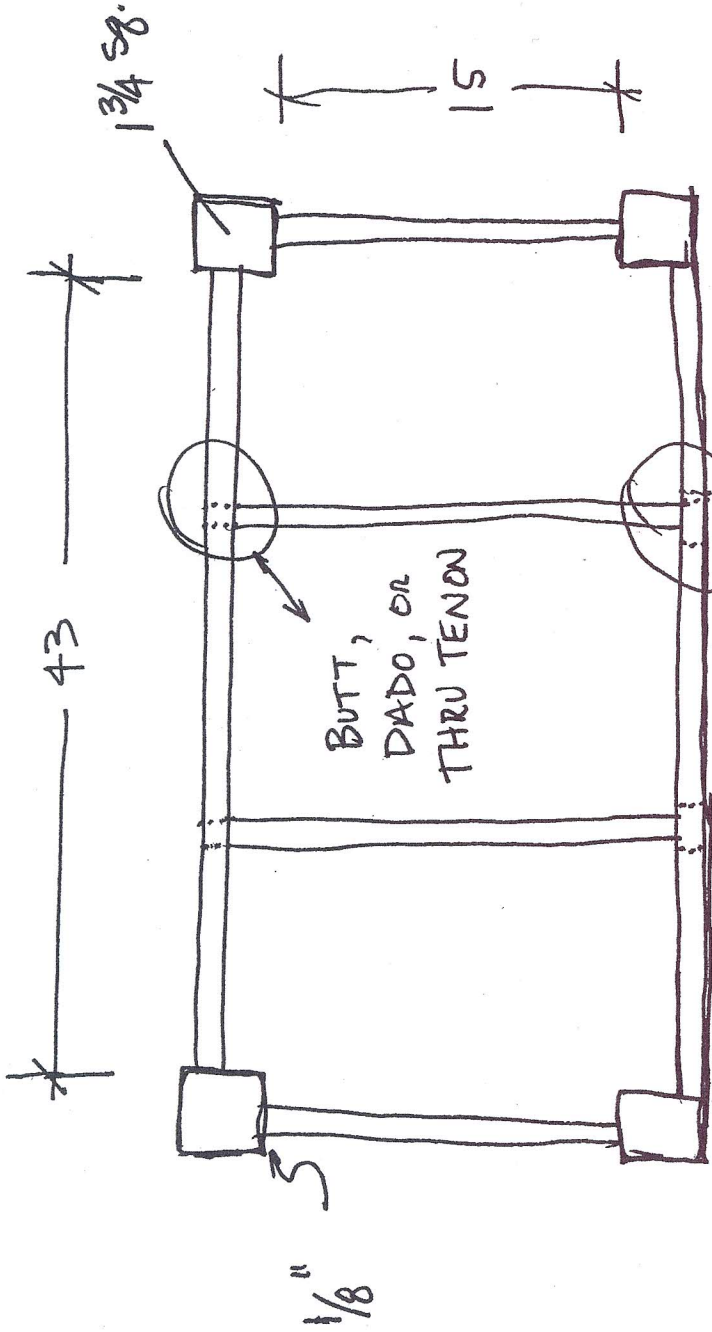
NOTES:

- EXCEPT FOR THE TOP, THE PRIMARY WOOD IS ALL SHORT CUTS. TRY TO MAKE THE TOP W/ AS FEW PIECES AS POSSIBLE, PREFER ONLY 2. MAKE THE TOP FROM THE SAME BOARDS SO THE COLOR & GRAIN WILL BE CONSISTANT.
- USE UP YOUR "SHORT" PILE, BUT TRY TO MATCH UP THE PARTS. I.E: SAME BOARD FOR ALL THE FRONT CASE PIECES, SAME BOARD FOR THE DOOR STILES & RAILS, MATCH THE PANELS, SAME BOARD FOR THE DRAWER FRONTS, ETC....




MAKE YOURS TO SUIT. REMEMBER YOUR ABC'S
ALWAYS BE CAREFUL

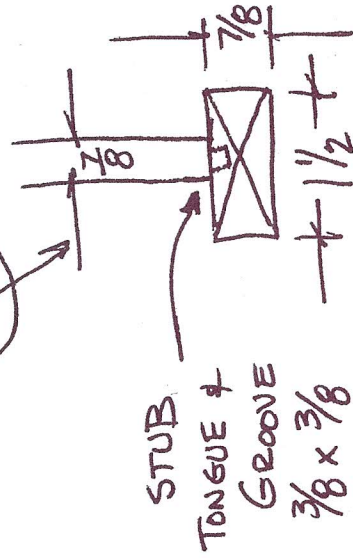
DETAILS
(NOT TO SCALE)



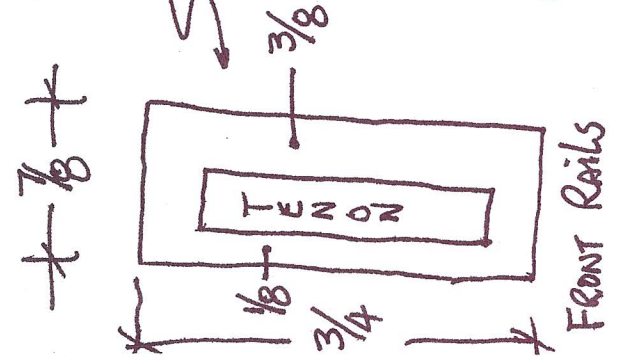
LENGTH OF
PARTITION =
15 + THE 2
OFFSETS +
LENGTH OF FRONT
& REAR TENONS



FRONT RAILS & STILES

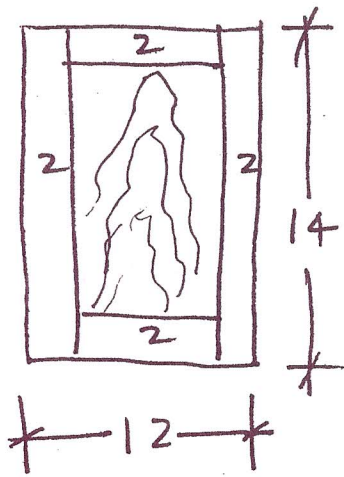


OFF SET TENON
ON 2 FRONT RAILS
TO GET MORTISE
BACK AWAY FROM
EDGE OF LEG.
TENONS CAN BE
CENTERED ON SIDES
& BACK



FLUSH

DOOR (2)



DETAILS
(NOT TO SCALE)

